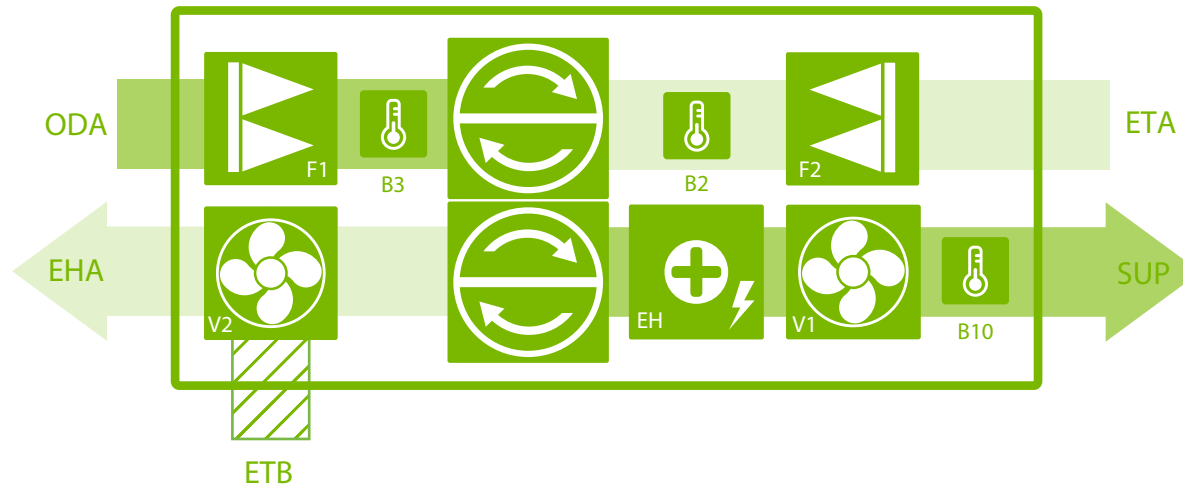


R2

INSPECTION SIDE  
INSPEKSJONSSIDE




ODA Outdoor air / Inntak


SUP Supply air / Tilluft


ETA Extract air / Avtrekk


EHA Exhaust air / Avkast


ETB By-pass extraction without heat recovery /  
Bypass uten gjenvinning


 Rotary heatexchanger / Roterende  
varmegjenvinner


 Extract temperature sensor / Uttrekk temperatur  
sensr


 Outdoor temperature sensor /  
Utetemperaturføler


 Supply temperature sensor /  
Tilluftstemperatursensr

 Supply air fan / Tilluftsvifte

 Extract air fan / Avtrekksvifte

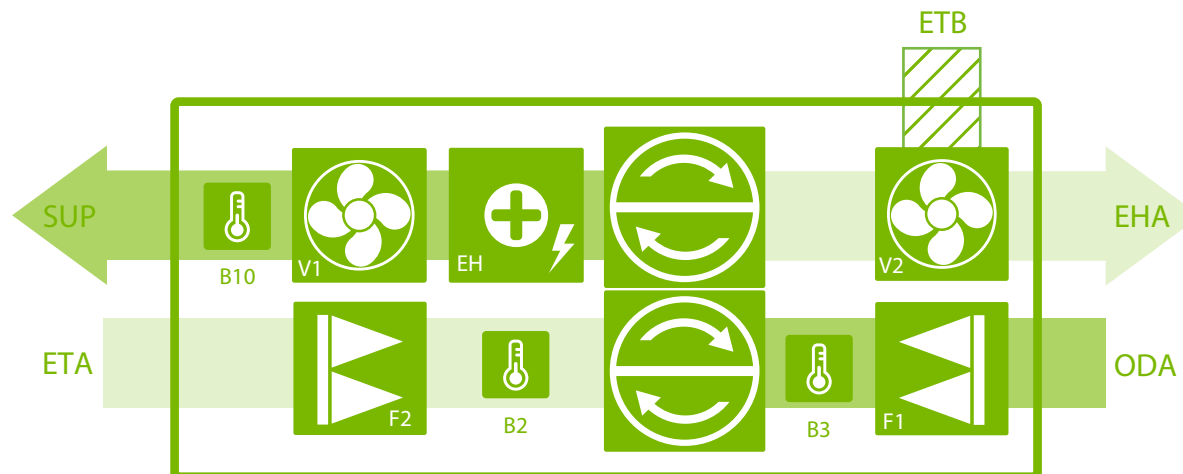
 Electrical heater / Elektrisk varmebatteri

 Outdoor air filter / Friskluftsfiler

 Extract air filter / Avtrekks filter

L1

INSPECTION SIDE  
INSPEKSJONSSIDE



SUP

EHA

ETA

ODA

ETB

B10

V1

EH

B2

B3

F2

V2

F1

V2

B3

B2

B2

EH

V1

B10

ETB