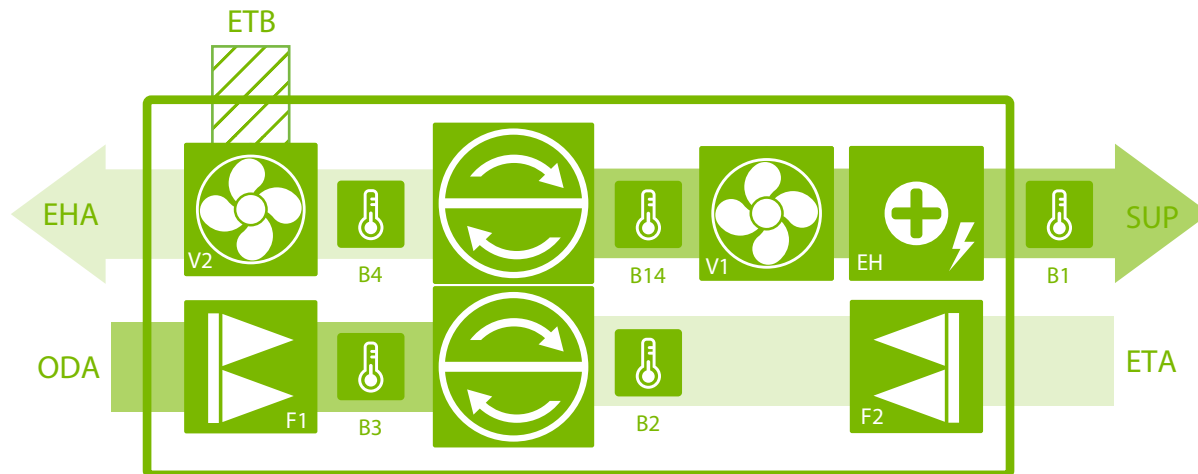


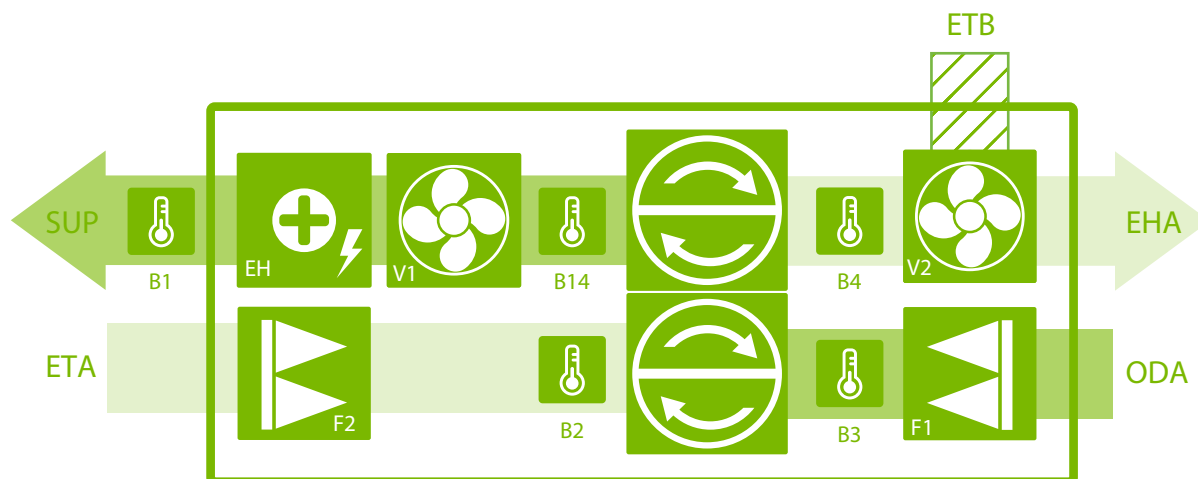
R1













INSPECTION SIDE  
INSPEKSJONSSIDE



L1

INSPECTION SIDE  
INSPEKSJONSSIDE



- ODA Outdoor air / Inntak
- SUP Supply air / Tilluft
- ETA Extract air / Avtrekk
- EHA Exhaust air / Avkast
- ETB By-pass extraction without heat recovery / Bypass uten gjenvinning
-  Rotary heatexchanger / Roterende varmegjenvinner
-  Supply temperature sensor / Tilførselstemperaturføler  
B1
-  Extract temperature sensor / Uttrekk temperatur sensr  
B2
-  Outdoor temperature sensor / Utetemperaturføler  
B3
-  Exhaust temperature sensor / Eksostempersensensor  
B4
-  Temperature sensor after exchanger / Temperaturføler etter veksler  
B14
-  Supply air fan / Tilluftsvifte  
V1
-  Extract air fan / Avtrekksvifte  
V2
-  Electrical preheater / Elektrisk forvarmer  
EH1
-  Electrical heater / Elektrisk varmebatteri  
EH
-  Outdoor air filter / Friskluftsfiler  
F1
-  Extract air filter / Avtrekks filter  
F2