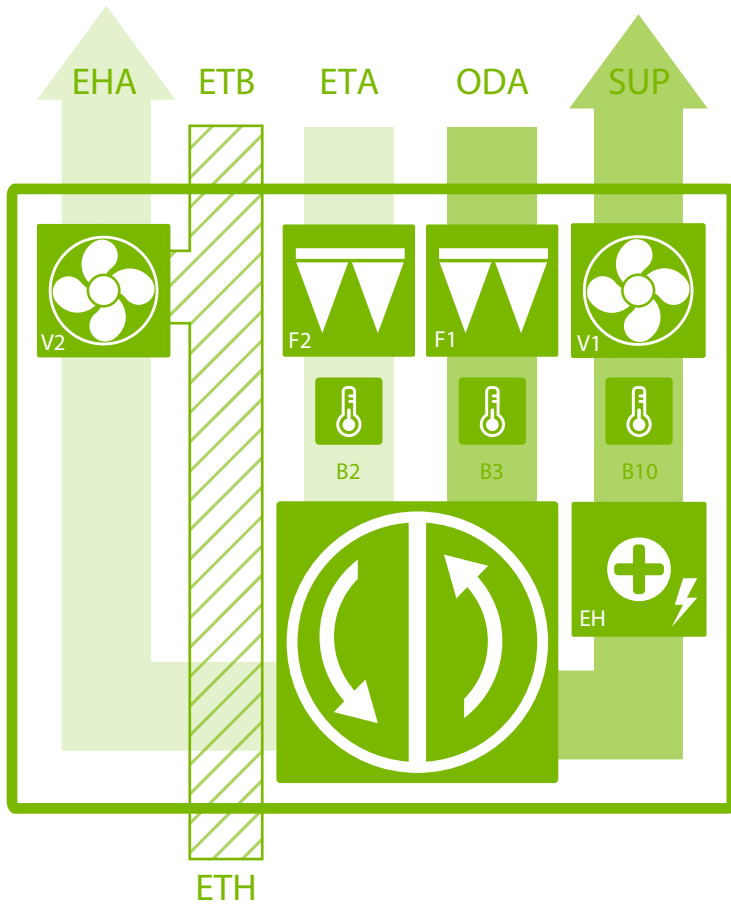


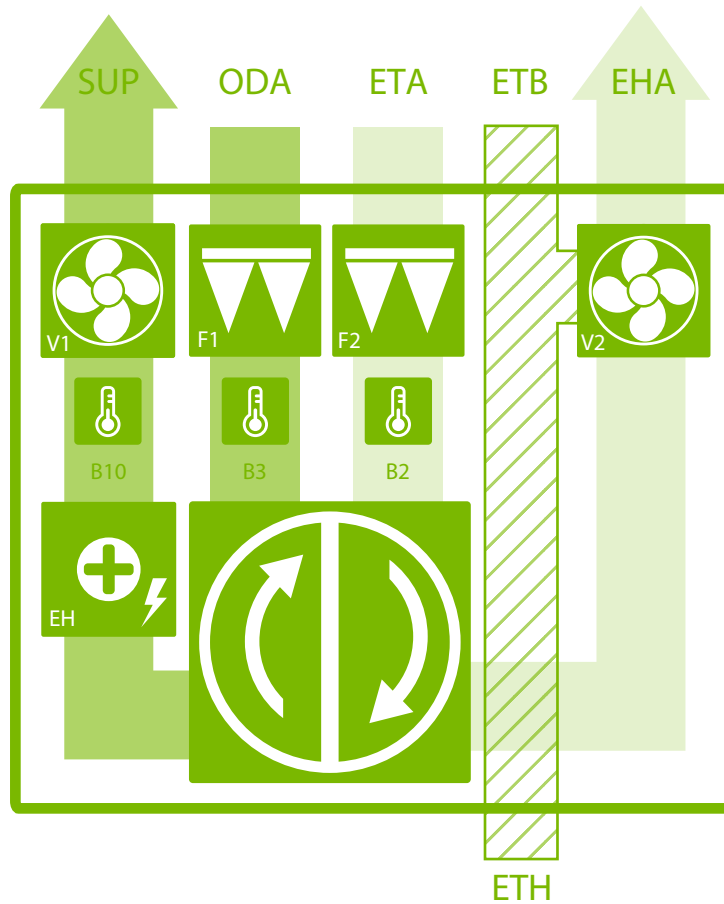
R1












INSPECTION SIDE
INSPEKSJONSSIDE



L1

INSPECTION SIDE
INSPEKSJONSSIDE



- ODA** Outdoor air / Inntak
- SUP** Supply air / Tilluft
- ETA** Extract air / Avtrekk
- EHA** Exhaust air / Avkast
- ETB** By-pass extraction without heat recovery / Bypass uten gjenvinning
- ETH** Kitchen hood connection (without heat recovery) / Tilkobling kjøkkenhette (uten varmegjenvinning)
-  Rotary heatexchanger / Roterende varmegjenvinner
-  Extract temperature sensor / Uttrekk temperatur sensr
- B2**
-  Outdoor temperature sensor / Utetemperaturføler
- B3**
-  Supply temperature sensor / Tilluftstemperatursensor
- B10**
-  Supply air fan / Tilluftsvifte
-  Extract air fan / Avtrekksvifte
- V1**
-  Extract air fan / Avtrekksvifte
- V2**
-  Electrical preheater / Elektrisk forvarmer
- EH1**
-  Electrical heater / Elektrisk varmebatteri
- EH**
-  Outdoor air filter / Friskluftfilter
- F1**
-  Extract air filter / Avtrekks filter
- F2**