



ERV • EK1100L-FI-EC-N



At the heart of buildings

Light Commercial

980 CFM at 0.2 in.w.g



Polymeric membrane counter-flow ERV

PRODUCT DESCRIPTION

The EK1100L-FI-EC-N energy recovery ventilator delivers up to 980 CFM of fresh air. Featuring Aldes' AHRI Certified core for superior moisture transfer and high-efficiency, quiet variable-speed EC motors, it provides reliable performance and energy savings in any climate zone. The unit is designed for versatile indoor installation and easy maintenance.

TECHNICAL INFORMATION



Plate Exchanger

Material: Polymeric membrane counter-flow ERV



Casing (Standard)

Material: Painted galvanized steel 22GA
Insulation: 1" (25 mm) Fiberglass with FSK
Drain Connection: Ø 1/2" (Ø 13 mm)
Duct Connections: 14" x 8" (356 mm x 203 mm)
Width: 36-1/4" (921 mm)
Height: 23-7/8" (606 mm)
Depth: 32-1/8" (816 mm)
Weight: 239 lb. (108 kg);
249 lb. (113 kg) with recirculation
Shipping Weight: 296 lb. (134 kg);
306 lb. (139 kg) with recirculation



Mounting

Supplied with base rails. Support rods not included



Electrical Requirements

230V/1p/60Hz: FLA 2.8A, MCA 3.2A, MOP 15A
208V/1p/60Hz (with field modification):
FLA 3.0A, MCA 3.4A, MOP 15A
Terminal block for direct wiring to the building's electrical system. Fused disconnect not included



Filters

Aluminium filters (standard) (No. 300607029)
Optional MERV 8 (No. 300607050)
and MERV 13 filters available (No. 300607044)



Blowers

Two backward-inclined motorized impeller, direct-drive, EC motors, variable speed, external rotor



Frost Control

Cycles controlled by a temperature sensor when outdoor temperatures fall below 14°F (-10°C)
• Standard: Exhaust Defrost
• Optional: Recirculation Defrost (No. 300210950)

Sound data available on request

WALL CONTROLS

Low-voltage dry contact (24 VAC) to synchronize with the heating/cooling system. For more details, refer to the wall control spec sheets.



BACnet™ Interface
(No. 300220235)



Digital Multifunction Control
(No. 200500242_FC)



LCD Electronic Multifunction Control
(No. 200500227)



20/40/60 Minute timer
(No. 200500228)



Speed control
(low/intermittent/high)
(No. 200500229)



Mode Control
(recirculation)
(No. 200500230)

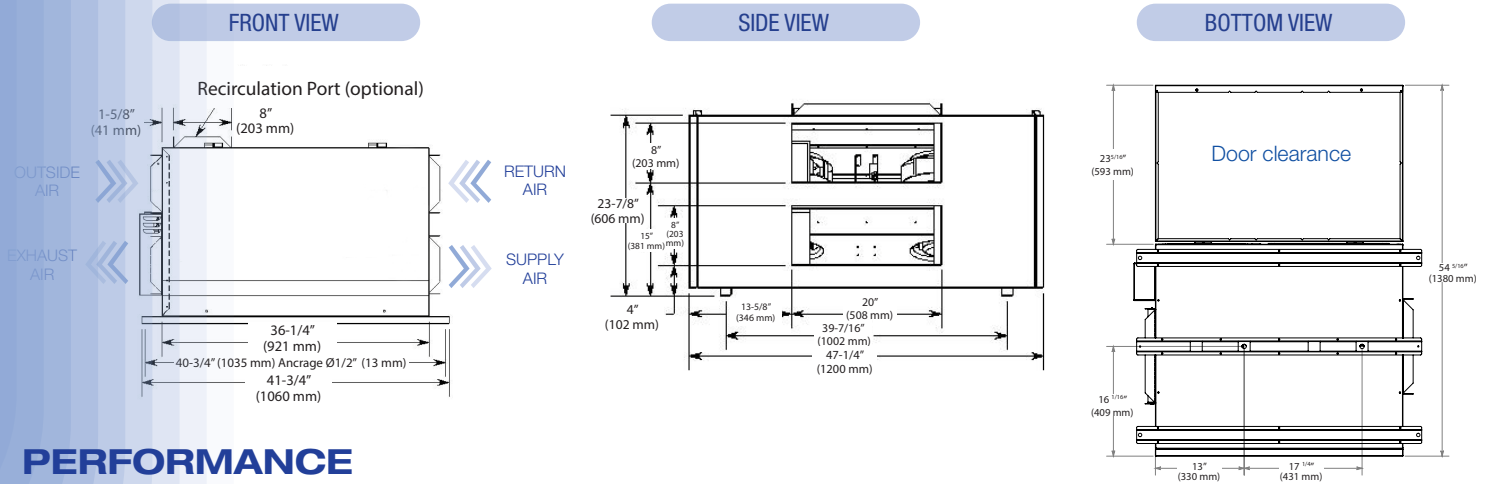
Electrical Coil (optional)

An optional electrical coil is available for post heating. The electrical heater has its own power connection with a fused disconnect included. Can be paired with the light commercial units for optimized control. The electrical heater is self managed with an included thermistor.

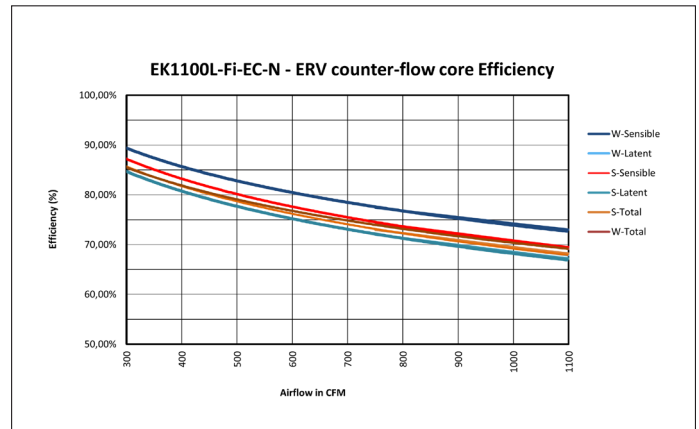
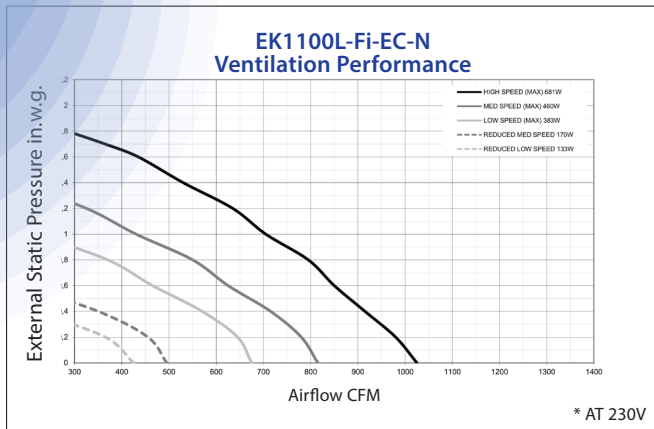
No.	Power	Dimensions (in.)			Minimum airflow (CFM)	VAC-Ph	Current (A)
		W	H	D			
300200001	4 kW	10	8	6	167	240-1	16.67
300200002	8 kW	14	8	7	233	240-1	33.33
300200003	10 kW	20	8	6	333	240-1	41.67
300200004	12 kW	24	8	6	400	240-1	50.00

Power	Availability			
	H/E/HK/EK 400	H/E/HK/EK 650	H/E/HK/EK 1100	H/E/EK 1800
4 kW	•	•	•	•
8 kW		•	•	•
10 kW			•	•
12 kW				•

DIMENSIONS



PERFORMANCE



YOUR PROJECT :

Location : _____

Model # : _____

Quantity : _____

Submitted By : _____

Date : _____

Architect : _____

Engineer : _____

Contractor : _____

Comments : _____

For more information, contact your Aldes sales advisor, visit aldes-na.com, call 1.800.255.7749 or find us on



Aldes-FicheTech-EK1100L-FI-EC-N_Angl
Aldes reserves the right to make any modifications to its products in line with technological advancements.
Images are for illustrative purposes only. Photo credits: Adobe Stock / Aldes Group.

©2026 Aldes North America - All rights reserved. Any reproduction or distribution of this document, in whole or in part, in any form or by any means, is prohibited without the prior written consent of Aldes North America. The information contained in this document is subject to change without notice.
Aldes North America: USA 800-255-7749 | CAN 800-262-0916