
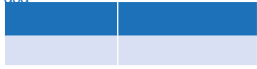


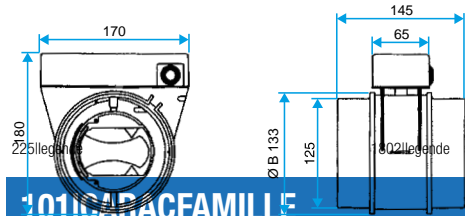
68inputfamille

140input
1845input

106inputfamille
05d



1802imagemidProportionallylidCenterContent



101caracfamille

101inputfamille

Dimensions RMA D125

1374ILIBPUR

- 1256|caracfamille : 1256|inputfamille
- 1238|caracfamille : 1238|inputfamille
- 1240|caracfamille : 1240|inputfamille
- 1243|caracfamille : 1243|inputfamille
- 1245|caracfamille : 1245|inputfamille
- 1252|caracfamille : 1252|inputfamille
- 1254|caracfamille : 1254|inputfamille
- 1847|caracfamille : 1847|inputfamille

102caracfamille

102inputfamille

71caracfamille

71inputfamille

72caracfamille

72inputfamille

89caracfamille

89inputfamille

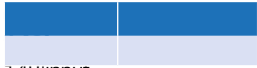
136carac

136input

66caracfamille

66inputfamille


67caracfamille




148input



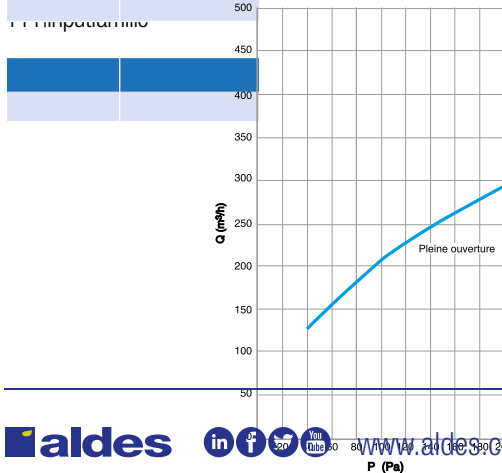
1845input	1371libpur
-----------	------------



1845input	1371libpur
-----------	------------



2115input	2116libpur
-----------	------------



Courbes aérauliques établies suivant la norme NF-X 10.240